
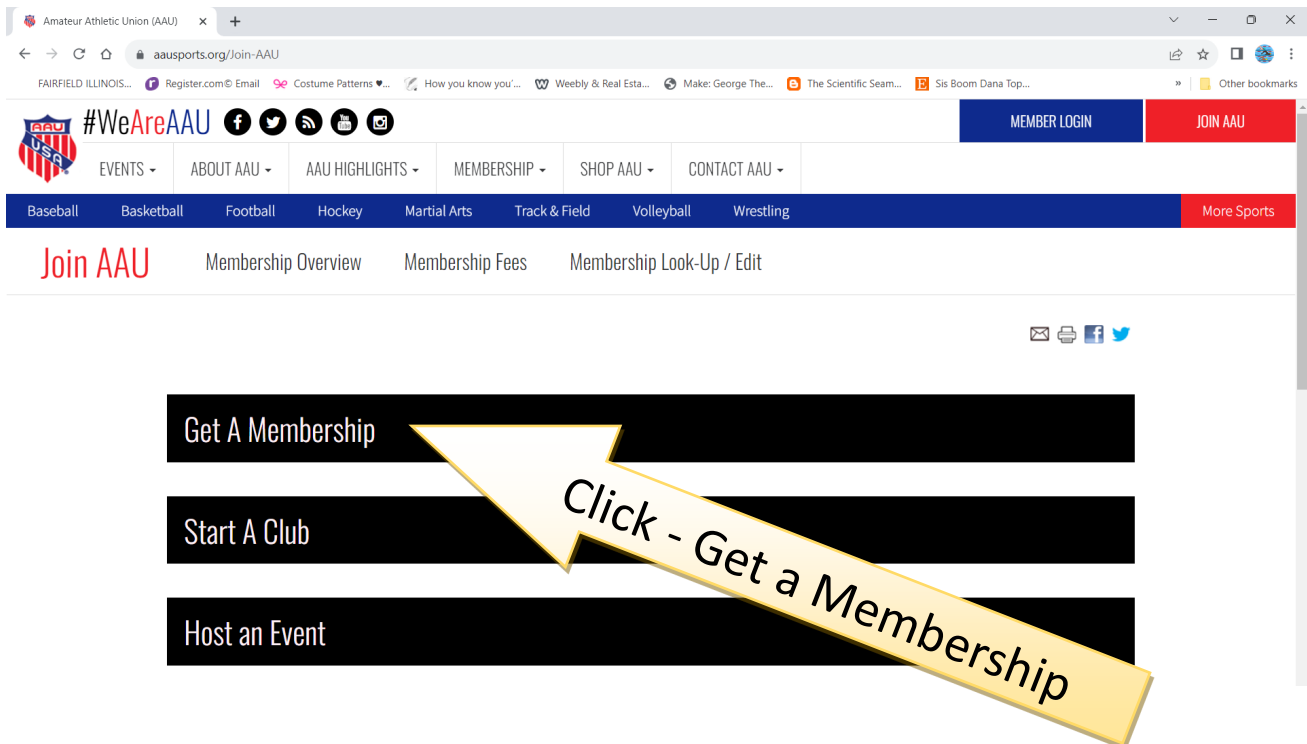


How to get an AAU # - Updated 2023-2024

- 1) Go to <https://aauswimming.org/>
- 2) Click "JOIN AAU"



- 3) Click "Get A Membership"



How to get an AAU # - Updated 2023-2024

4) Types of Memberships

- Youth Athlete - Standard \$20, Extended \$22
- Adult Athlete - Standard \$22, Extended \$24
- NON-Athletes (Coaches, Officials, etc.) \$65

ALL PAC Dolphins Swimmers need an EXTENDED MEMBERSHIP

A screenshot of the AAU website's membership page. The browser address bar shows 'aasports.org/join-AAU'. The page features a navigation menu with 'MEMBER LOGIN' and 'JOIN AAU' buttons. A large yellow arrow labeled 'Membership Types' points to the 'Apply' section. The 'Apply' section includes the text: 'The AAU Membership year runs from September 1 to August 31. AAU Membership is required to participate in all AAU licensed events. Choose the appropriate Membership application category below:'. Below this text are three blue buttons: 'APPLY FOR YOUTH ATHLETE MEMBERSHIP', 'ADULT ATHLETE MEMBERSHIP', and 'NON-ATHLETE MEMBERSHIP'. To the left, under 'Benefits of Membership', there are several text boxes, including one that says 'Participate in 50+ sports at local, regional, and national events.'

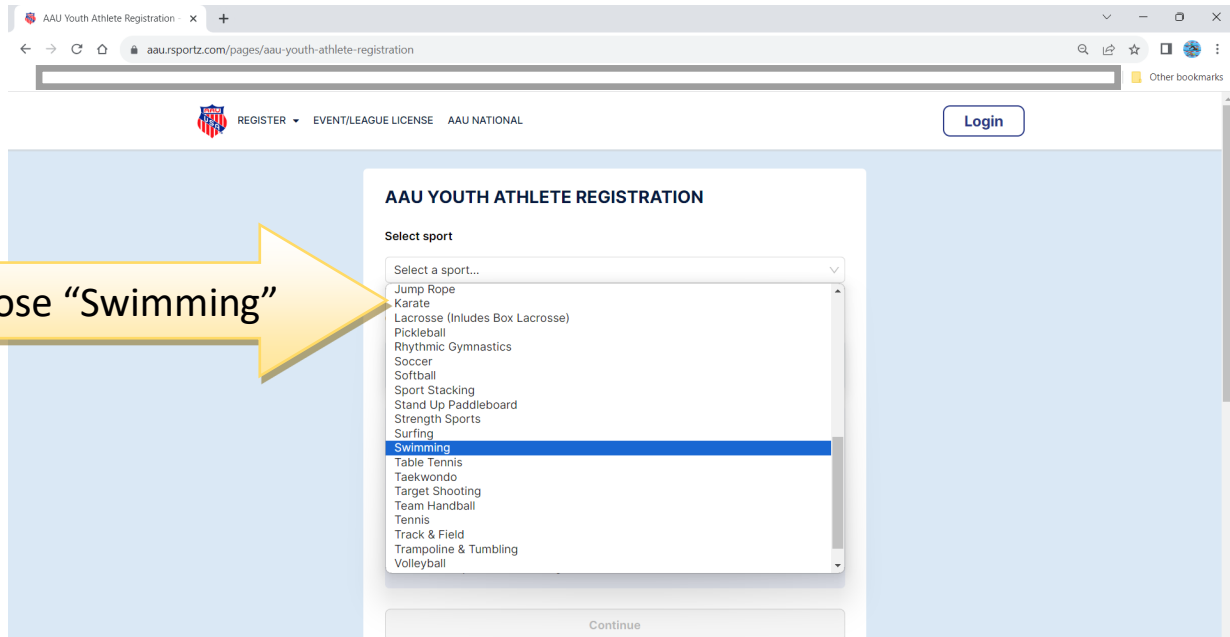
5) For youth memberships click “USA Only Youth Athlete”

A screenshot of the AAU member registration page for 2023-2024. The browser address bar shows 'aau.sportz.com'. The page has a 'Login' button and a 'REGISTER' dropdown menu. The main heading is 'AAU MEMBER REGISTRATION 2023-2024'. Below this, there is a note: 'The new membership registration platform requires a NEW LOGIN. Your aasports.org login will not work here.' The registration options are categorized into three sections: 'Youth Athlete', 'Adult Athlete', and 'Non-athlete'. Under 'Youth Athlete', there are three options: 'USA Only Youth Athlete' (with a yellow arrow pointing to it), 'International Youth Athlete', and 'Import Spreadsheet'. Under 'Adult Athlete', there are two options: 'USA Only Adult Athlete' and 'International Adult Athlete'. Under 'Non-athlete', there are two options: 'USA Only Non-athlete' and 'International Non-athlete'. A large yellow arrow labeled 'Click - USA Only Youth Athlete' points to the 'USA Only Youth Athlete' option.

How to get an AAU # - Updated 2023-2024

6) Choose sport in scroll down menu “Swimming”

For information on extended coverage please go to <https://play.aausports.org/Insurance/ExtendedCoverageAB.aspx>

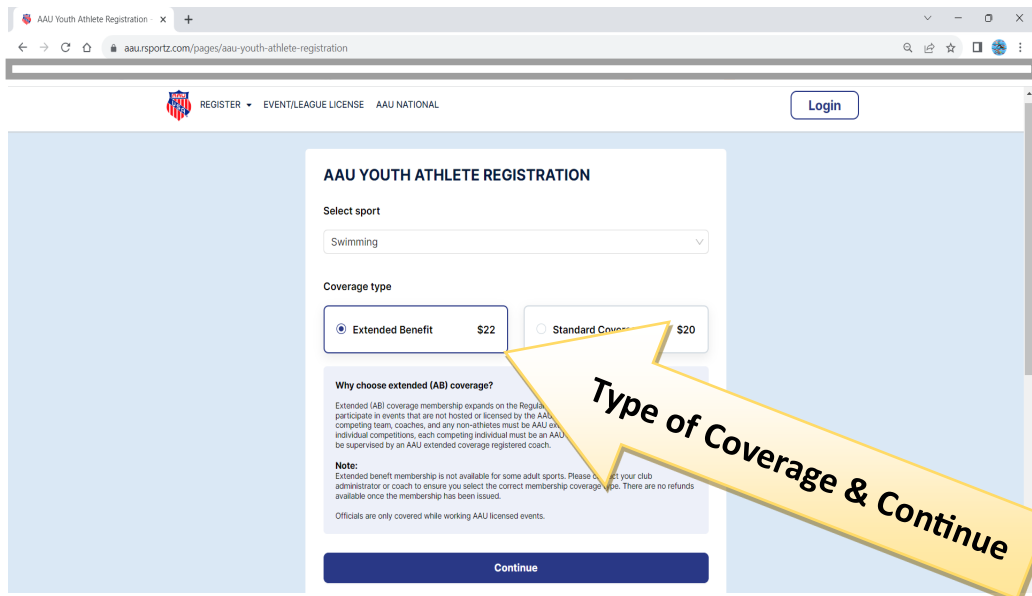


The screenshot shows the AAU Youth Athlete Registration form. The 'Select sport' dropdown menu is open, displaying a list of sports. 'Swimming' is highlighted in blue. A yellow arrow points to the 'Swimming' option with the text 'Choose “Swimming”'. The form also includes a 'Continue' button at the bottom.

7) Choose Coverage Type -

- Extended or Standard
- Press Continue

ALL PAC Dolphins Swimmers need an EXTENDED MEMBERSHIP



The screenshot shows the AAU Youth Athlete Registration form with 'Swimming' selected in the sport dropdown. The 'Coverage type' section has two radio buttons: 'Extended Benefit' (selected) for \$22 and 'Standard Coverage' for \$20. A yellow arrow points to the 'Extended Benefit' option with the text 'Type of Coverage & Continue'. Below the radio buttons is a section titled 'Why choose extended (AB) coverage?' with a 'Note' and a 'Continue' button at the bottom.

How to get an AAU # - Updated 2023-2024

8) Everyone will need to create a new account this year.

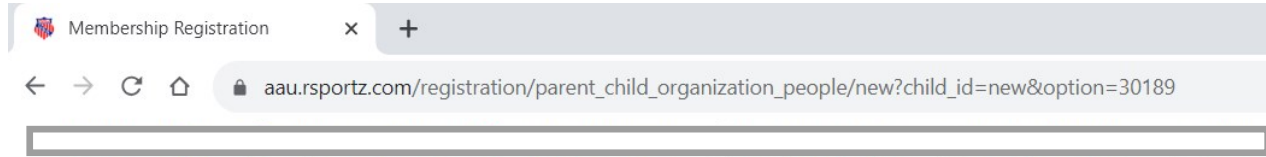
The screenshot shows a web browser window with the URL `aau.rsportz.com/registration/accounts/login_register?option=30189`. The page header includes the AAU logo and navigation links: REGISTER, EVENT/LEAGUE LICENSE, and AAU NATIONAL. A 'Login' button is visible in the top right. The main content area is titled 'REGISTER' and contains a form for 'STEP 1: LOGIN OR CREATE AN ACCOUNT'. The form has two tabs: 'New Account' (selected) and 'Existing Account'. The 'New Account' section includes input fields for First name, Last name, Email, Password, and Password confirmation. There is a reCAPTCHA widget and a checkbox for 'I'm not a robot'. A checkbox at the bottom states 'I verify that I am at least 13 years of age and agree to Terms of Use and Privacy Policy.' A 'Create Account' button is located at the bottom left of the form. To the right of the form, there is a note: 'You can use Facebook instead of an email address and password.' Below this note is another checkbox: 'I verify that I am at least 13 years of age and agree to Terms of Use and Privacy Policy.' and a 'Create account using Facebook' button.

9) Fill out requested information

The screenshot shows a web browser window with the URL `aau.rsportz.com/registration/parent_child_organization_people/new?child_id=new&option=30189`. The page header includes the AAU logo and navigation links: REGISTER, EVENT/LEAGUE LICENSE, and AAU NATIONAL. A 'Login' button is visible in the top right. The main content area is titled 'MEMBERSHIP: SWIMMING - YOUTH ATHLETE [EXTENDED]'. Below the title, there is a red heading: 'AAU MEMBERSHIP YEARS RUN FROM SEPTEMBER 1ST THROUGH AUGUST 31ST.' followed by a paragraph: 'Insurance is a benefit of membership and is effective as of the date payment is received for youth athletes. Memberships must always be paid and member number issued prior to participation in any activity (including practices and try-outs)'. The form is divided into sections: 'Parent/Guardian/Authorized Representative Information' with input fields for First Name, Last Name, Email, and Cell Phone; 'Youth Athlete Name' with input fields for First Name, Middle Name, and Last Name, and a checkbox for 'I do not have a middle name'; and 'Youth Athlete Information' with input fields for Date Of Birth and Gender.

How to get an AAU # - Updated 2023-2024

10) IMPORTANT - Choose your Club Name or Enter Club #.



Choose - Pocahontas Aquatic Club

Choose your Club

Club Selection

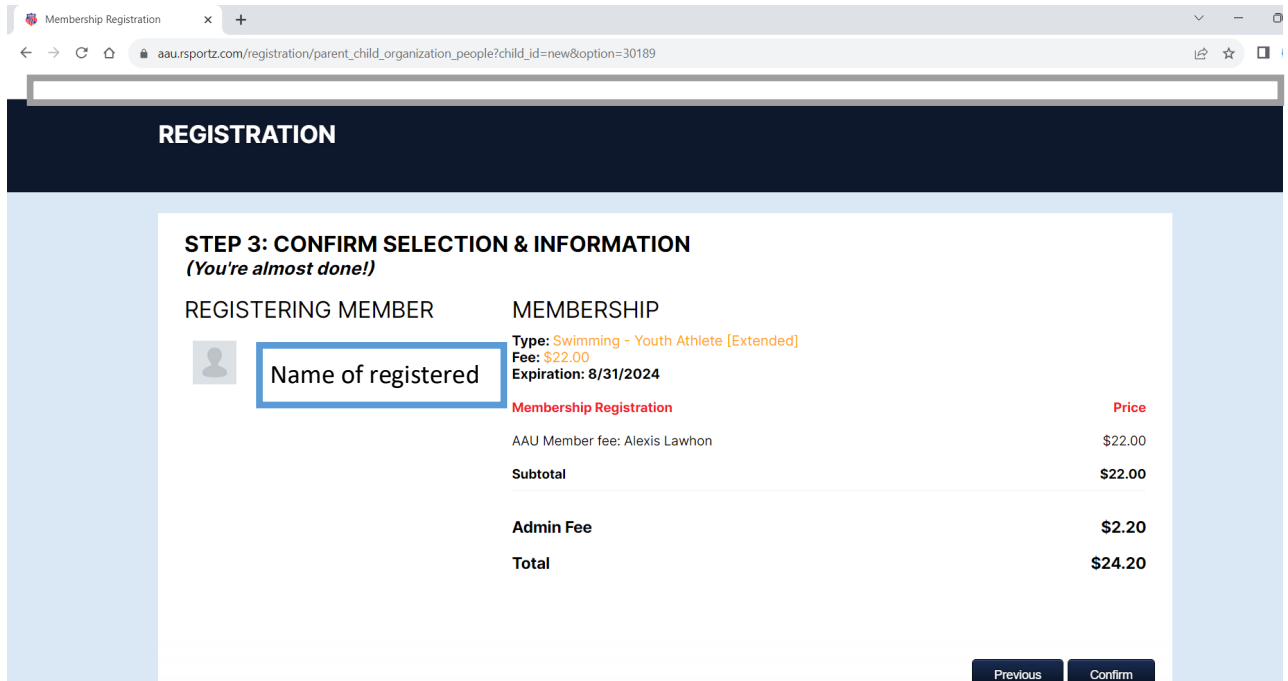
Are they a member of a club? If so choose one below.

Select AAU for no club

Pocahontas Aquatic Club (RSECE7D4)

11) Checkout

- Note: There is a Admin Fee that is added to every order.



12) AAU will send a copy of your new card to the email address provided.
Please screenshot or forward this email to
beadolphinswimmer@gmail.com